

Overview

680-watt, portable PA system with 10-channel powered mixer, two 10" speakers, a Bluetooth® input, SPX digital reverbs, an onboard feedback suppressor and versatile EQ.



Features

- 680W (340W + 340W) power output
- High quality speakers (LF:10" woofer/ HF:1.4" voice coil compression driver)
- Detachable 10-channel mixer (4 mono/line + 6 mono / 3 stereo line)
- Bluetooth® audio streaming
- 1-Knob Master EQ™ with virtual bass boost
- High resolution SPX digital reverbs (4 types, parameter control)
- Onboard feedback suppressor
- Great-sounding 3-band channel EQ
- Switchable stereo/ mono inputs
- Hi-Z (high impedance) inputs
- Phantom power
- Monitor and Subwoofer outputs
- Optional reverb footswitch

Specifications

1/2

General Specifications

System

System Type	Powered mixer with 2 passive speakers
Frequency Range (-10dB)	55Hz-20kHz
Maximum SPL (Measured Peak IEC Noise@1m)	129dB SPL / speaker
Power Consumption	35W (Idle), 100W (1/8 Power)
Power Requirements	100V-240V 50Hz/60Hz
Dimensions (W x H x D)	Speaker 335mm x 545mm x 319mm (13.2" x 21.5" x 12.6"), Mixer 348mm x 197mm x 135mm (13.7" x 7.8" x 5.3")
Net weight	25.6 kg (56.4 lbs) (2 x Speaker 10.9 kg + Mixer 3.8 kg)

Powered Mixer

Mixer	Mixing Channels	10
	Analog Inputs	4 mono mic/line + 6 mono / 3 stereo line
	Bluetooth Input	Bluetooth Ver.4.1, A2DP v1.2, Maximum Range: Approx. 10 m
	Channel EQ	3-band (HIGH Shelving: 8kHz, MID peaking: 2.5kHz, LOW Shelving: 100Hz)
	Channel Functions	Hi-Z switch: CH4, ST/MONO switch: CH5/6-9/10
	Digital Effects	SPX digital reverb (4 program, parameter control)
	Output Processing	Feedback suppressor, 1-Knob Master EQ™
	Phantom Power	+30V (CH1, 2)
	Outputs	SPEAKERS OUT (L, R), MONITOR OUT (L/MONO, R), SUBWOOFER OUT (MONO) with auto HPF
	Control and Others	Reverb foot switch
Built in Amplifiers	Power Rating (Dynamic)	680W (340W + 340W)
	Power Rating (Continuous)	560W (280W + 280W)

Speaker

Type	Two-way bass-reflex speakers
Components	LF: 10" (25cm) cone, HF: 1.4" (3.56cm) voice coil compression driver
Coverage Angle	90° x 60°
Floor Monitor Angle	50°
Handle	1 x Top
Pole Socket	34.8-35.2mm pole socket with StageLok™

Accessories

Included Accessories	Cover panel, Power cord (2m), Speaker cables (6m) x 2, Non-skid pads x 12
Optional Accessories	Yamaha BMS10A (mic stand adaptor) for mixer mount, FC5 (foot switch) for reverb ON/OFF

Specifications

2/2

Analog Input Specifications

Input Terminals		MIC/LINE	Input Impedance	Source Impedance	Input Level			Connector Type
					Sensitivity	Nominal	Max. before Clipping	
CH IN 1-2	XLR	MIC	3 k Ω	150 Ω Mics	-56 dBu	-35 dBu	-10 dBu	XLR-3-31
		LINE			-30 dBu	-9 dBu	+16 dBu	
CH IN 3-4	XLR	MIC	3 k Ω	150 Ω Mics	-56 dBu	-35 dBu	-10 dBu	XLR Combo
		LINE			-30 dBu	-9 dBu	+16 dBu	
	Phone	MIC	10 k Ω (Hi-Z 1 M Ω)	150 Ω Lines (Hi-Z 10 k Ω)	-50 dBu	-29 dBu	-4 dBu	
		LINE			-24 dBu	-3 dBu	+22 dBu	
CH IN 5/6	Phone	-	10 k Ω	150 Ω Lines	-24 dBu	-3 dBu	+22 dBu	Phone*
CH IN 7/8	Phone	-	10 k Ω	150 Ω Lines	-24 dBu	-3 dBu	+22 dBu	Phone*
	Pin	-	10 k Ω	150 Ω Lines	-24 dBu	-3 dBu	+22 dBu	RCA Pin
CH IN 9/10	Phone	-	10 k Ω	150 Ω Lines	-18 dBu	+3 dBu	+28 dBu	Phone*
	Mini	-	10 k Ω	150 Ω Lines	-18 dBu	+3 dBu	+28 dBu	Stereo Mini

0 dBu=0.775 Vrms, 0 dBV=1 Vrms Phone*: Unbalanced

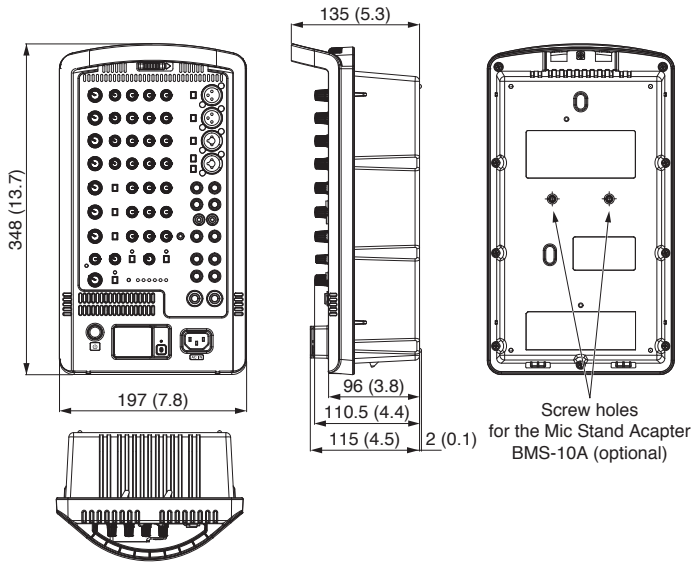
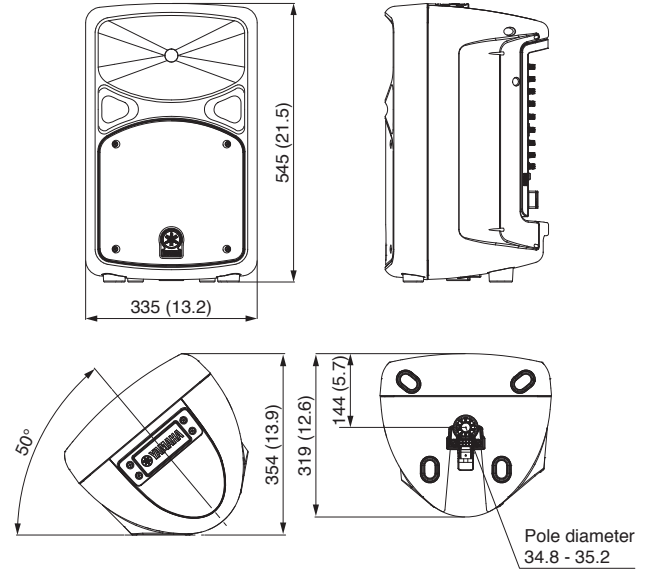
Output Specifications

Output Terminals	Output Impedance	Load Impedance	Output Level				Connector Type
			Nominal	Max. before Clipping	Typ at THD+N 10%	Dynamic	
SPEAKERS OUT [L,R]	<0.1 Ω	4 Ω Speakers	62.5 W	230 W	280 W	340 W	Phone*
MONITOR OUT [L,R]	600 Ω	10 k Ω Lines	+4 dBu	+20 dBu	-	-	Phone*
SUBWOOFER OUT	150 Ω	10 k Ω Lines	-3 dBu	+17 dBu	-	-	Phone*

0 dBu=0.775 Vrms, 0 dBV=1 Vrms Phone*: Unbalanced

Dimensions

Unit: mm (inch)

Mixer

Dedicated Speaker


Options

- Mic Stand Adaptor BMS10A
- Foot Switch FC5

Architectural and Engineering Specifications

The Yamaha STAGEPAS 600BT shall be a portable PA system that incorporates a powered mixer with a pair of passive speakers.

The mixer section of the powered mixer shall have 10 analog mixing channels (4 mono microphone/line + 6 mono/3 stereo line) and a Bluetooth input. The STAGEPAS 600BT shall have 3-band channel EQ (HIGH Shelving at 8kHz, MID peaking at 2.5 kHz, LOW Shelving at 100Hz), a Hi-Z switch on channel 4, ST/MONO switches for channels 5/6 and 7/8 and 9/10, SPX digital reverb with 4 programs and parameter control, a feedback suppressor, 1-Knob Master EQ™, and +30V phantom power on channels 1 and 2. Outputs shall be SPEAKERS OUT (L and R), MONITOR OUT (L/MONO and R), and SUBWOOFER OUT (MONO) with auto HPF. A Reverb foot switch connector shall be provided.

The amplifier section of the powered mixer shall have a universal power supply that accepts AC line input from 100V to 240V at 50Hz or 60Hz.

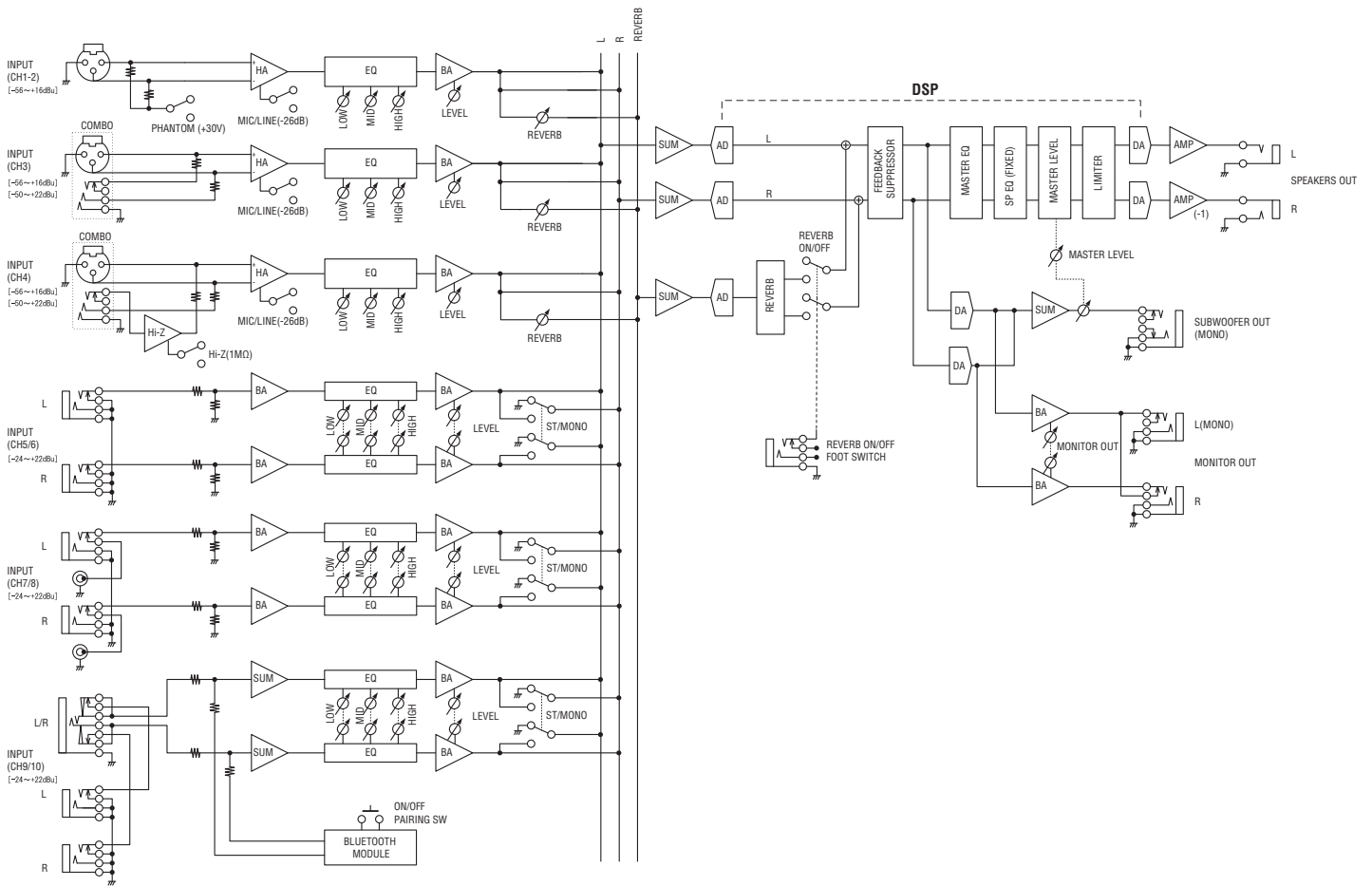
The power output rating shall be 680 watts (340 watts + 340 watts) dynamic, or 560 watts (280 watts + 280 watts) continuous.

The loudspeakers shall incorporate a single 10" cone for the low frequencies and a compression driver with a 1.4" voice coil for the high frequencies. The loudspeakers shall meet the following performance criteria: Maximum SPL shall be 129dB at 1 meter, frequency response shall be 55 Hz ~ 20 kHz at 10dB below rated sensitivity, and nominal coverage angle shall be 90° horizontal and 60° vertical. The loudspeaker shall have a 50° floor monitor angle, a top handle, and a 34.8 ~ 35.2 mm pole socket with StageLok™.

Powered mixer dimensions shall be 348 (W) x 197 (H) x 135 (D) mm. Powered mixer weight shall be no more than 3.8 kg. The dimensions of each loudspeaker shall be 335 (W) x 545 (H) x 319 (D) mm. The weight of each loudspeaker shall be no more than 10.9 kg. Total PA system weight shall be 25.6kg.

Accessories included with the portable PA system shall be: cover panel, power cord (2 meters), 2 speaker cables (6 meters each), 12 non-skid pads.

Block Diagrams



*All information subject to change without notice.

*All trademarks and registered trademarks are property of their respective owners.

Created in January, 2018

YAMAHA CORPORATION
 P.O.BOX 1, Hamamatsu Japan
www.yamaha.com/proaudio/